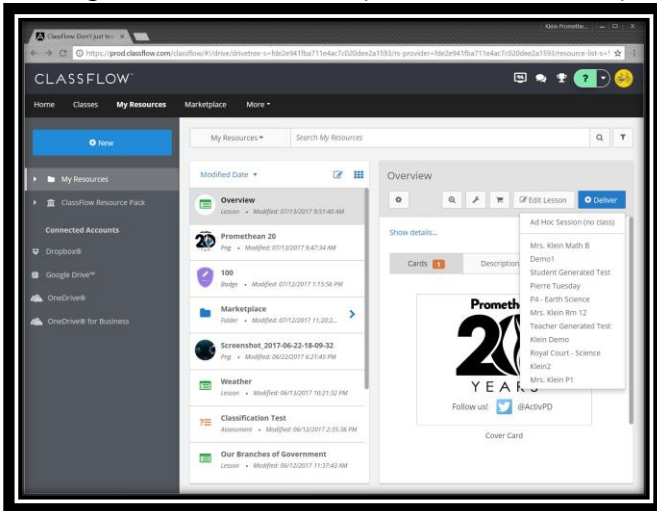
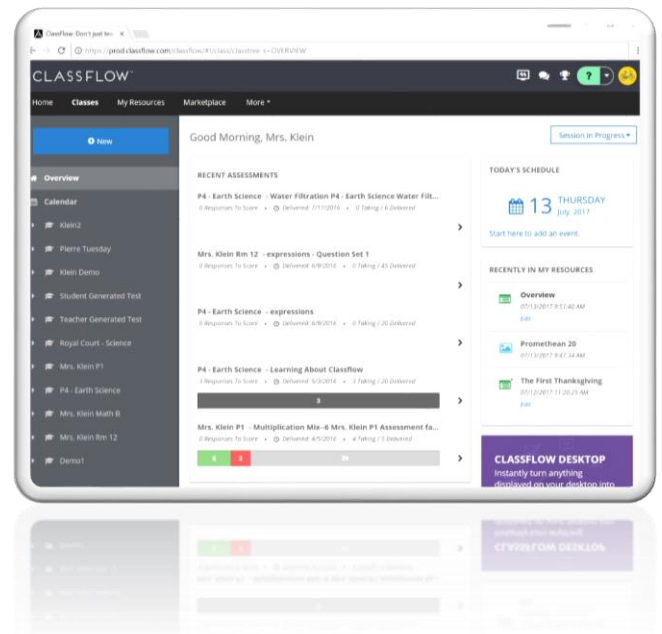


## Controlling a Lesson from a Teacher Device

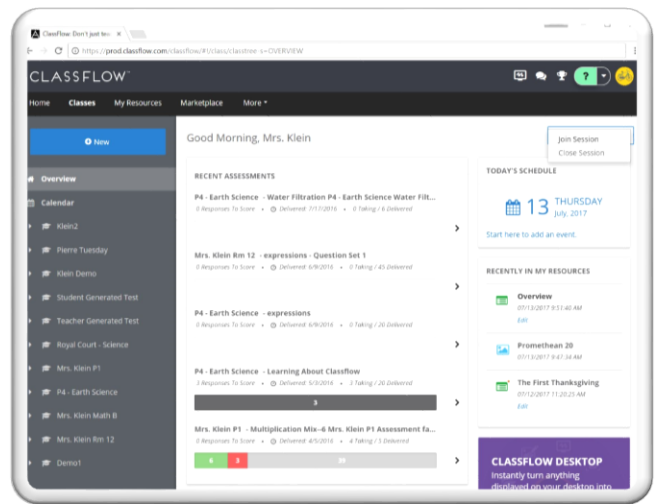
1. Log into ClassFlow on your classroom display and deliver a lesson.




2. Log into ClassFlow on a second device and select the Classes Tab.



3. Click where it says “Session in Progress” near the top right and choose “Join Session”  
This will load the same session that you delivered on your classroom display.



4. From your teacher device you can now change pages, annotate, start/stop polling, and view results (without showing them on the classroom display).



Notes:

- You must deliver your lesson to a pre-created class.
- For best experience use a Chrome browser on your teacher device.